

# KS2 SATs Tests 2022



# KS2 SATs Tests 2022



In the week beginning 9<sup>th</sup> May 2022, children in Year 6 will sit the KS2 SATs papers. These tests in English and maths will reflect the new national curriculum, and are *intended to be more rigorous.*

At the end of Year 6, children will sit tests in:

- spelling, punctuation and grammar
- reading
- maths

These tests will be both set and marked externally, and the results will be used to measure your child's progress and the school's performance. Your child's marks will be used in conjunction with teacher assessment to give a broader picture of their attainment.

# Dates



## Key stage 2

The key stage 2 tests are timetabled from Monday 9 May to Thursday 12 May 2022.

<b>Date</b>	<b>Activity</b>
Monday 9 May 2022	English grammar, punctuation and spelling papers 1 and 2
Tuesday 10 May 2022	English reading
Wednesday 11 May 2022	Mathematics papers 1 and 2
Thursday 12 May 2022	Mathematics paper 3

# Arrangements

- ▶ Children generally take their SATs in their classrooms, with their teachers, where they are used to working.
- ▶ There may be some adjustments made for students who have a disability or a special educational need that significantly affects them in exams.
- ▶ These access arrangements
  - Do not change the skills or knowledge being tested
  - Must not give an unfair advantage, but...
  - Do give a level playing field so students can show their knowledge
- ▶ There are a variety of access arrangements that can be provided, including:
  - Support for reading (e.g. a reader, a reading pen)
  - Support for writing (e.g. a scribe, a word processor)
  - Support for working to time (e.g. 25% extra time, rest breaks)
- ▶ Any arrangements that are used in exams are based on the normal way of working in the classroom and in tests and exams.
- ▶ At BGPS, we welcome Governors in to school to see the way that our SATs are administered, as we like to be fully transparent!

# Reading Comprehension



## Key Stage 2 Reading

The reading test will be based on 3 texts (in total, between 1,500 and 2,300 words long).

**Your child will have one hour, including reading time, to complete the test.**

There will be a selection of question types, including:

**Ranking/ordering**, e.g. ‘Number the events below to show the order in which they happen in the story’

**Find and copy**, e.g. ‘Find and copy one word that suggests what the weather is like in the story’

**Short response**, e.g. ‘What does the bear eat?’

**Open-ended response**, e.g. ‘Look at the sentence that begins *Once upon a time*. How does the writer increase the tension throughout this paragraph? Explain fully, referring to the text in your answer.’

# Reading Comprehension

## Space Tourism


In 1969, a man walked on the Moon for the first time. After this, many people thought that space travel would be available by the year 2000 and that we would all be space tourists. However, here we are in 2015 and space tourism is still an impossible dream for most of us. It is a reality for only a very few, very rich, people.

**How would you get to your space hotel?**  
 In the future there may be hotels in space for all the tourists. It wouldn't take long for the space shuttle to get out of the Earth's atmosphere. Then, without Earth's gravity, you would become weightless. Arrival at the hotel would be like an aeroplane parking at an airport, but you would leave the cabin floating along the access tube, holding on to a cable.

**Fact:** The Russian Space Agency offers flights on board a spacecraft to the International Space Station (ISS), where people can stay. The ISS was built in 1998 and is so big that it can be seen from Earth. Tickets to the ISS are very limited.

**What would a space holiday be like?**  
 Once in the hotel, you could admire the unique views of Earth and space and enjoy the endless entertainment of being weightless – and there would always be the possibility of a space-walk.

**Fact:** The first tourist in space was Dennis Tito in 2001. His trip cost him around £14 million.



**Who has already had a holiday in space?**  
 In 2006, Anousheh Ansari became the first female space tourist when she made the trip from Russia to the International Space Station (ISS). Anousheh stayed on the ISS for eight days and kept a blog (an online diary). Parts of her blog are shown here.

**Anousheh's Space Blog**

**September 25th**  
 Everyone wants to know: how do you take a shower in space? How do you brush your teeth? Well my friends, I must admit keeping clean in space is not easy! There is no shower with running water. Water does not 'flow' here, it 'floats' – which makes it a challenging act to clean yourself. There are wet towels, wet wipes and dry towels that are used. Now brushing your teeth in space is another joy. You cannot rinse your mouth and spit after brushing, so you end up rinsing and swallowing. Astronauts call it the 'fresh mint effect'.

**September 27th**  
 Being weightless has some wonderful advantages. You can lift a really heavy object with one hand and move it around with one finger. You can fly and float around instead of walking. You can do somersaults at any age. Everything is effortless. If you want to move forward, you slightly touch a wall with one finger and you start moving in the opposite direction. If you have left your book at the other side of the module, no problem – you ask someone close to it to send it to you. That means they pick it up and very gently push it towards you, and here it is – your book flying to you all the way from the other side.



**5** How can you tell that the International Space Station is very large?  
 \_\_\_\_\_  
 \_\_\_\_\_  
 1 mark

**6** How did Anousheh's trip into space make history?  
 \_\_\_\_\_  
 \_\_\_\_\_  
 1 mark

**7** Look at the text box *Who has already had a holiday in space?*  
 Complete the table about Anousheh's trip into space.

Where did she start her trip?	
Where did she stay in space?	
How long did she stay in space?	

2 marks

**8** Look at Anousheh's blog entry for September 25th.  
**Find and copy** a group of words that shows that Anousheh wrote her blog for others to read.  
 \_\_\_\_\_  
 \_\_\_\_\_  
 1 mark

# Reading Comprehension

This is an extract from *The Lost World* by Sir Arthur Conan Doyle, written in 1912. Professor Challenger has claimed that he discovered dinosaurs in a distant part of South America. He is now on an expedition to prove his story with another scientist, Professor Summerlee. Also on the expedition are Lord John, an explorer, and Malone, a journalist. In this extract, narrated by Malone, the men are about to set off into the remote area where Professor Challenger believes they will find dinosaurs...

## The Lost World

We slowly and cautiously set forth into the unknown. After a few hundred yards of thick forest, we entered a region where the stream widened out and formed a considerable bog. High reeds grew thickly before us, with tree-ferns scattered amongst them, all of them swaying in a brisk wind. Suddenly Lord John, who was walking first, halted.

"Look at this!" said he. "This must be the trail of the father of all birds!"

An enormous three-toed track was imprinted in the soft mud before us.

"I'll stake my good name," said Lord John, "that the track is a fresh one. See, here is the mark of a little one too!"

"But what of this?" cried Professor Summerlee, triumphantly, pointing to what looked like the huge print of a five-fingered human hand appearing among the three-toed marks. "Not a bird."

"A beast?"

"No; a reptile – a dinosaur! Nothing else could have left such a track."

Summerlee's words died away into a whisper, and we all stood in motionless amazement. Following the tracks, we passed through a screen of brushwood and trees. Beyond was an open glade, and in this were five of the most extraordinary creatures that I have ever seen. Crouching down among the bushes, we observed them at our leisure.

There were, as I say, five of them, two adults and three young ones. In size they were enormous. Even the babies were as big as elephants, while the two large ones were far beyond all creatures I have ever seen. They had slate-coloured skin, which was scaled like a lizard's and shimmered where the sun shone upon it. All five were sitting up, balancing themselves upon their broad, powerful tails and their huge three-toed hind feet, while with their small five-fingered front feet they pulled down the branches upon which they browsed. I can only bring their appearance home to you by saying that they looked like gigantic kangaroos with skins like black crocodiles.

I do not know how long we stayed gazing at this marvellous spectacle. From time to time the little ones played round their parents in unwieldy gambols, bounding into the air and falling with dull thuds upon the earth. The strength of the parents seemed to be limitless, for one of them, having some difficulty in reaching a bunch of foliage, put his forelegs round the trunk of the tree and tore it down as if it had been a sapling. Then it slowly lurched off through the wood, followed by its mate and its three enormous infants. We saw the glistening grey gleam of their skins between the tree-trunks, and their heads high above the brushwood. Then they vanished from our sight.

30 Look at the paragraph beginning: *I do not know how long...*

The word *unwieldy* in this paragraph is closest in meaning to...

Tick one.

fast.

violent.

clumsy.

gentle.

1 mark

31 Find and copy one word on page 9 that suggests Malone feels part of the team of explorers.

\_\_\_\_\_

1 mark

32 How can you tell that Professor Summerlee is an expert on dinosaurs?

\_\_\_\_\_

\_\_\_\_\_

1 mark

# Grammar, Punctuation and Spelling



## Key Stage 2 grammar, punctuation and spelling test

The grammar, punctuation and spelling test will consist of two parts: a **grammar and punctuation paper** requiring short answers, lasting 45 minutes, and a **spelling test of 20 words**, lasting around 20 minutes.

The grammar and punctuation test will include two sub-types of questions:

- **Selected response**, e.g. 'Identify the adjectives in the sentence below'
- **Constructed response**, e.g. 'Correct/complete/rewrite the sentence below,' or, 'The sentence below has an apostrophe missing. Explain why it needs an apostrophe.'

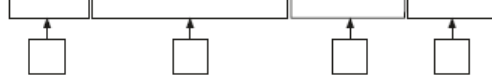


# Grammar, Punctuation and Spelling

13

Tick one box to show which part of the sentence is a **relative clause**.

The table which is made of oak is now black with age.



1 mark

14

Tick the option that shows how the underlined words are used in the sentence.

My baby brother was born in the hospital where my father works.

Tick one.

as a preposition phrase

as a relative clause

as a main clause

as a noun phrase

1 mark

37

Rewrite the sentence below so that it is written in the **passive voice**. Remember to punctuate your answer correctly.

The pouring rain drenched us.

\_\_\_\_\_

1 mark

38

Tick one box in each row to show whether the word after is used as a **subordinating conjunction** or as a **preposition**.

Sentence	<u>after</u> used as a subordinating conjunction	<u>after</u> used as a preposition
He moved here <u>after</u> the end of the war.	<input type="checkbox"/>	<input type="checkbox"/>
Entry is free <u>after</u> 5pm in the evening.	<input type="checkbox"/>	<input type="checkbox"/>
I went to the cinema <u>after</u> I had eaten my dinner.	<input type="checkbox"/>	<input type="checkbox"/>

1 mark

# Grammar, Punctuation and Spelling

## Spelling

1. Sara wanted to be an explorer and \_\_\_\_\_ new lands.
2. The spy was sent on a secret \_\_\_\_\_.
3. For PE lessons, your clothes should be \_\_\_\_\_ and comfortable.
4. The \_\_\_\_\_ showed which way to go.
5. China is a large \_\_\_\_\_.
6. Laura won a medal for \_\_\_\_\_.
7. Not all berries are \_\_\_\_\_.
8. Sit up straight to improve your \_\_\_\_\_.
9. Karen went on a \_\_\_\_\_ ride in Lapland.
10. Misha ate a \_\_\_\_\_ chocolate pudding.
11. Dogs can follow the \_\_\_\_\_ of other animals.
12. The magician performed an \_\_\_\_\_.
13. Jane had to \_\_\_\_\_ the cloakroom to get her gloves.
14. The skydiver released her \_\_\_\_\_.
15. There is an \_\_\_\_\_ of blackberries at the end of the summer.
16. Ali was \_\_\_\_\_ late for school.
17. First, \_\_\_\_\_ the sugar in 300ml of hot water.
18. The grey clouds looked \_\_\_\_\_ in the sky.
19. Omar put the cutlery back in the \_\_\_\_\_.
20. Ellen's gold bracelet was her most treasured \_\_\_\_\_.

END OF TEST

Qu.	Spelling	Mark
1	discover	1
2	mission	1
3	loose	1
4	sign	1
5	country	1
6	gymnastics	1
7	edible	1
8	posture	1
9	sleigh	1
10	delicious	1
11	scent	1
12	illusion	1
13	re-enter	1
14	parachute	1
15	abundance	1
16	unavoidably	1
17	dissolve	1
18	ominous	1
19	drawer	1
20	possession	1
Total marks		20

# Maths



## Key Stage 2 maths

Children will sit three papers in maths:

- Paper 1: **arithmetic**, 30 minutes (written)
- Papers 2 and 3: **mathematical fluency, solving problems and reasoning**, 40 minutes per paper

**Paper 1** will consist of fixed response questions, where children have to give the correct answer to calculations, including long multiplication and division. Fractions, decimals and percentages are also heavily weighted.

**Papers 2 and 3** will involve a number of question types, including:

- multiple choice
- true or false
- constrained questions, e.g. giving the answer to a calculation, drawing a shape or completing a table or chart
- less constrained questions, where children will have to explain their approach for solving a problem

# Maths

## Paper 1 sample

16

$1,440 \div 12 =$

A grid for working out the answer to question 16. The grid is 20 squares wide and 10 squares high. A rectangular box is drawn in the bottom right corner of the grid, spanning 5 squares in width and 2 squares in height.

1 mark

17

$20\% \text{ of } 1,500 =$

A grid for working out the answer to question 17. The grid is 20 squares wide and 10 squares high. A rectangular box is drawn in the bottom right corner of the grid, spanning 5 squares in width and 2 squares in height.

1 mark

18

$1.52 \times 6 =$

A grid for working out the answer to question 18. The grid is 20 squares wide and 10 squares high. A rectangular box is drawn in the bottom right corner of the grid, spanning 5 squares in width and 2 squares in height.

1 mark

# Maths

## Paper 2 and 3 sample

20

On Saturday Lara read  $\frac{2}{5}$  of her book.



On Sunday she read the **other** 90 pages to finish the book.

How many pages are there in Lara's book?

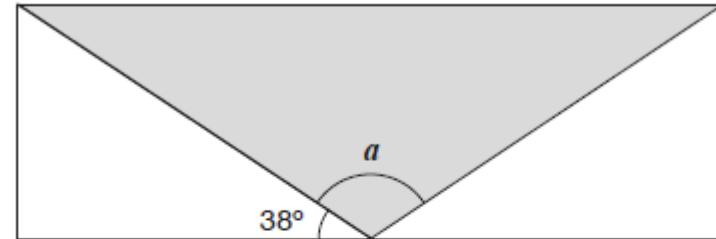
Show  
your  
method

A large rectangular grid for showing work. At the bottom center, there is a smaller rectangular box containing the text "pages".

2 marks

15

A shaded isosceles triangle is drawn inside a rectangle.



Not  
to  
scale

Calculate the size of angle  $a$ .

Show  
your  
method

A large rectangular grid for showing work. On the right side, there is a rectangular box containing the text "a is" followed by a degree symbol.

2 marks

# Scoring



In Year 6, SATs papers are marked externally, and teachers are not involved in the assessment.

Your child will receive a raw score, a scaled score and an indication of whether or not they are working at the expected standard.

## SATs scores for KS2

- ▶ **120** - This is the highest score a child can get in the KS2 SATs.
- ▶ **101-119** - Any score above 100 (including 120) means that a child has exceeded the expected standard in the test.
- ▶ **100** - This is the expected standard for children (and essentially means a 'pass').
- ▶ **80-99** - Any child that is awarded a scaled score of 99 or below has not met the expected standard in their KS2 SATs.

# KS2 SATs Tests 2022

Where can I find more information?

<https://www.gov.uk/government/publications/key-stage-2-tests-2019-mathematics-test-materials>

# How can parents help..?

- ▶ Ensure your child completes the teachers' set homework on time
- ▶ Practise spellings: from Y3,Y4,Y5 & Y6

[https://cdn.oxfordowl.co.uk/2019/08/29/13/54/08/76f1443d-9b6d-4030-be0d-25fcfef01438/SpellingWordList\\_Y3-4.pdf](https://cdn.oxfordowl.co.uk/2019/08/29/13/54/08/76f1443d-9b6d-4030-be0d-25fcfef01438/SpellingWordList_Y3-4.pdf)

[https://cdn.oxfordowl.co.uk/2019/08/29/13/56/09/5a42eb6a-f57f-4dc4-a66e-bd4c5e27e4b7/SpellingWordList\\_Y5-6.pdf](https://cdn.oxfordowl.co.uk/2019/08/29/13/56/09/5a42eb6a-f57f-4dc4-a66e-bd4c5e27e4b7/SpellingWordList_Y5-6.pdf)



- ▶ Read with your child every day
- ▶ Think about improving their vocabulary: use a dictionary and/or a thesaurus
- ▶ Make sure they know their times tables (up to 12x)
- ▶ Practise adding, subtracting, multiplying, dividing, finding fractions and percentages, telling the time, using money, maths in the real world (applying)
- ▶ Visit the library regularly
- ▶ Make sure they go to bed to sleep at a decent time
- ▶ Tell them not to worry-just to try their best
- ▶ Attend school

## Read With a Child It's the Most Important 20 Minutes of Your Day

Child "A"  
reads **20 minutes**  
each day  
3,600 minutes  
in a school year.

Child "B"  
reads **5 minutes**  
each day  
900 minutes  
in a school year.

Child "C"  
reads **1 minute**  
each day  
180 minutes  
in a school year.



By the end of 6th grade, Child "A" will have read the equivalent of 60 whole school days. Child "B" will have read only 12 school days.

Which child would you expect to have a better vocabulary?


Which child would you expect to be a proficient reader?

Make the commitment today to read with a child; it makes a difference.



# You can do it!

Remember...




It's perfectly normal to feel **nervous**. Take a few deep breaths.



Don't worry about what others are doing, **concentrate** on your work.


If you're unsure of a question, move on, and **come back** to it later.



**Go for it!**

Brought to you by [Pobble.com](http://Pobble.com)

Don't get stressed...



Just do your best!

Remember you've been blessed...

With skills that SATs

**DON'T TEST!**

