



Tel: 0121 772 1601

Email: enquiry1@bordsgrn.bham.sch.uk

Head Teacher: Mr K.Holmes

www.bordsgrn.bham.sch.uk

Dear Parents,

Thank you for your on-going support with your child home learning. Please find below the work we would like you to complete for this week (w.b. 8.2.21). Remember you can submit the work via the year group email. We should see some work submitted at least once a week, across arrange of subjects. Please make sure you title the email with you child's name. We are sending certificates to children who are completing lots of work, and as teachers when we see the work we can use it to plan the next set of work for your child. Your teacher will email you back some feedback once the work is sent in.

nursery@bordsgrn.bham.sch.uk

Don't Forget our weekly Live Zoom sessions on Monday afternoons!

Nursery 1 @ 1.30pm

Nursery 2 @2.30pm

	Phonics	Reading	Maths	Fine Motor/writing	Wider Curriculum
Monday	Listen carefully to each sound. Can you identify what animal is making the sound? https://youtu.be/6L3qRiSVHzg	Listen to Miss Billett read I'm Big Enough Now https://youtu.be/yFvuV1Qjpo0	Learn all about the number 7 https://youtu.be/aReRK9xibh0 Have a go at completing the activity sheet below about the number 7		Chinese paper lantern https://youtu.be/LGohie9V0mI Learn about how the children help prepare for Chinese New Year. https://youtu.be/c8ssHXZ9_qU
Tuesday	Join in with the clapping patterns. Remember to watch the arrows so you know when to clap and when to rest. https://youtu.be/Rm_BSxMpmgq	Listen to the story of Rapunzel https://youtu.be/qsUgCkufZZo	Watch and join in with Miss Billett's counting activity, counting actions https://youtu.be/9ZtunQ9iyHA	Mark making – copy the Chinese symbols shown below . Encourage your child to have a go at making marks to copy the symbols. You could use pencils, pencil crayons, wax crayons, felt tip pens or paint. Don't expect your child to copy it perfectly. Let them have fun making the marks as they try.	
Wednesday	Clap along to the words in the pictures. We call these insects in the video ladybirds but in some countries they are called ladybugs. https://youtu.be/9S7DY2lgJlU	Listen to Miss Billett read Yum, Yum Yummy https://youtu.be/hDLhhOC1dWk	Watch and join in with Miss Billett and Mrs Latif as they play a game about position. https://youtu.be/VaEfSxeY8tU		Watch this video and the other videos on the side to learn about Chinese New Year customs. https://www.bbc.co.uk/cbeebies/watch/lets-go-club-chinese-lion-dance Can you dance like a dragon?
Thursday	What is in the bag? Alliteration activity with Miss Billett https://youtu.be/uaY37cpuDv0	Listen to an old favourite story We're Going on a Bear Hunt https://youtu.be/OgyI6ykDwds	Time – sequence routine. Put 3 things you do in the morning in the correct order and 3 things you do in the evening. See the activity sheet below.	This Chinese New Year is the Year of the Ox. Can you decorate this picture of an Ox?	
The challenge activities below have been set for children who have successfully understood the learning activities above. If you feel that your child is not yet ready for these challenges then please repeat one of the activities above.					
Friday	Challenge Oral blending See activity sheet below	Listen to Peace at Last https://youtu.be/O_pA7tK90_U	Challenge Select 1 to 5 or 1 to 10 depending on your child. https://www.topmarks.co.uk/learning-to-count/underwater-counting	Challenge https://www.doorwayonline.org.uk/activities/letter-formation/ Name writing/Letter formation - Select the letters for your child's name in order, remember to start the name with a capital letter. If your child is not ready to write their full name start with just the first letter.	

Oral Blending and Segmenting

Home Learning Challenge

Listen carefully as you sound out these words: pin, sat, tap, net. How many letter sounds are in each word? Try counting on your fingers. E.g. 'c-a-t, 1-2-3'.



1,2,3...

With a grown-up, play a listening game about a visit to a farm. 'I went to the farm and I saw ...' – instead of saying the animal name, split the word up into its 3 letter sounds. The other person has to identify the animal by blending the sounds together. For example: 'I went to the farm and I saw had a 'c-a-t.' - 'It's a cat!' Try the words; cat, dog, pig, cow, hen, sheep, goat, horse.

Emma the Explorer has a list of things she needs to take on her next adventure but she can't read it! Can you help Emma work out what she needs to pack in her bag? Sound out the words below and blend the sounds together to find out what she needs to take. You could draw pictures to help Emma know what she needs to take.


m-a-p
c-u-p
h-a-t
p-e-n
t-or-ch

Play a listening and drawing game with a grown-up. Take it in turns to sound out a word by saying the letter sounds and then the other person has to draw the item! Try the words: hat, sun, ten, pan, box.

Robbie the Robot can only speak by saying the sounds of each word. Can you work out what Robbie is saying? Blend the sounds together to say the words.

c-ar
b-oa-t
b-u-s
v-a-n
c-oa-ch
t-r-ai-n


Play a sounding out game with a grown-up. Look at the pictures below. Choose one and carefully sound out the word. Can the other person point to the correct picture?



All about the Number...



Find 7 objects in your home.
What did you find? Draw
them in these 2 boxes.



Draw 7 bees around the flower.



Can you see the number 7 in
your home? Draw where you
can see it.

seven



Which sweet jar has 7 sweets? Circle the correct jar.



0
零

1
一

2
二

3
三

4
四

5
五


6
六

7
七

8
八

9
九

10
十



My Morning Routine

twinkl.co.uk



My Night Time Routine

twinkl.co.uk

2021
YEAR
OF
THE
OX



©Reading-with-Kids.com